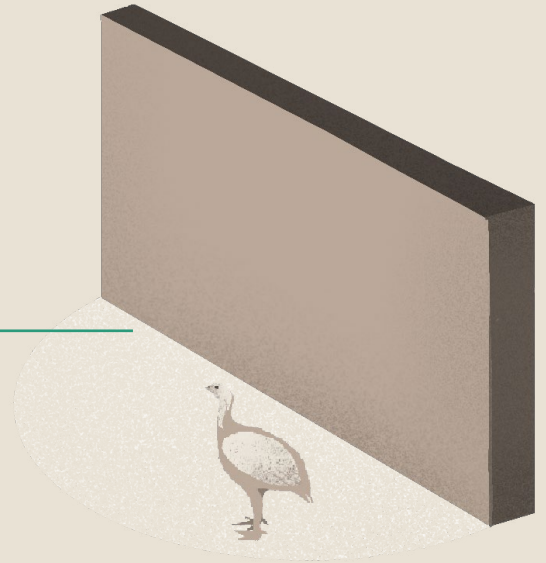



Nature's Own litter beetle control



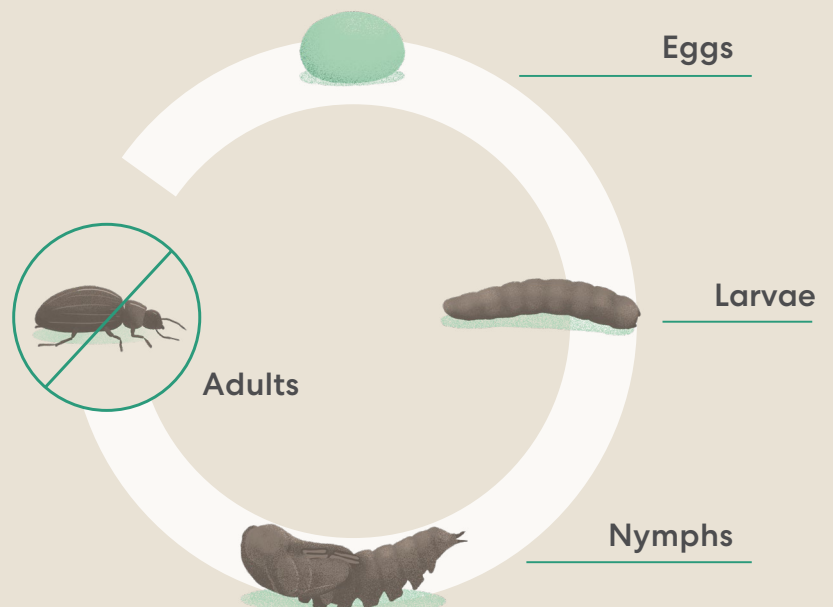
An integrated pest management solution combining the trapping of adults and worms that prey on larvae

A natural solution to tackle mealworms in your farm



Effective control of mealworm infestations with predatory worms

Biological control is suitable for controlling mealworm larvae (*Alphitobius diaperinus*). Darwin nematodes are used in a curative way on the larvae. Tenedrop beetle traps help control adults and is used preventively and curatively.



A complete solution



No need for personal protection (PPE), the products are safe for humans, animals and the environment.



Effective against mealworms found in meat poultry breeding



Can be combined with other conventional or biological treatments



Darwin *Predatory worms*



Darwin is composed of worms that prey on mealworm larvae. After spraying on the litter, they kill the mealworms and their larvae within 24 to 48 hours.

Application

Spray the nematodes, using the Nema-T-Pot or with a sprayer, on the litter around the walls and under the feeders.

Dosage

- 1 Darwin sachet of 250 million *Steinernema* sp., for 250m². Requires about 30 to 60 liters of water.

Nema-T-Pot *Sprayer*



Nema-T-Pot is a manual sprayer to be connected to a garden hose. It makes it easy to dilute and spray the predatory worms.

Application

Fill the Nema-T-Pot with the predatory worm mixture and water. Adjust the sprayer between 60 and 160ml.

Dosage

- 1 Darwin sachet of 250 million *Steinernema* sp., for 1 liter of water.

Tenedrop *Litter beetle trap*



Tenedrop is a trap for controlling the adult beetles and helps control the population in the farm. It is used for mass trapping or as a monitoring tool to identify the presence of mealworms.

Application

Put a handful of food in the trap to attract the first beetles. If the trap is filled, think about eliminating them while leaving a few individuals who will attract their congeners.

Dosage

- Place 1 trap per 100m² near food chains and around walls.

Get the best results

Preventively installing a protocol adapted to your farm makes it easier to prevent and limit mealworm infestations. Each protocol is established according to the type of breeding, the surface of the building and/or the number of animals. These variables determine the quantity of predators to set up, their dosage and their frequency.

Mail: infonl@bestico.nl
Phone: +31 (0)10 514 04 88
Website: www.bestico.eu

BESTICO

Let insects do the job.